

GLENDALOUGH STATE PARK

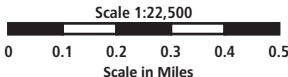
WINTER TRAILS

- Paved (plowed for hiking)
- Cross Country Ski
- Hiking/Snowshoeing

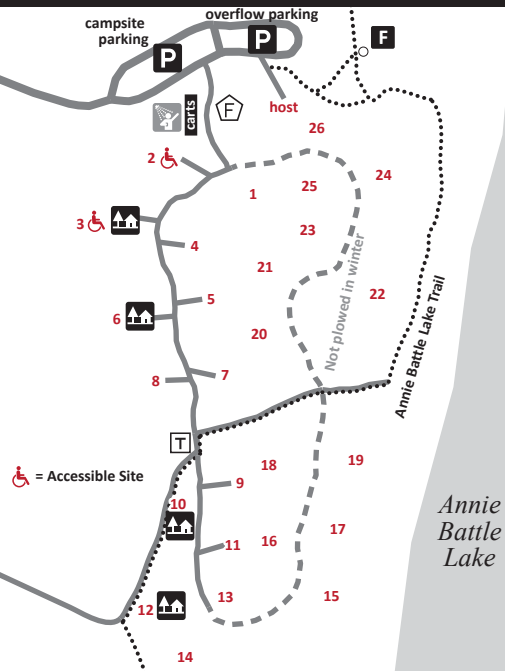
FACILITIES

NOTE: Grayed out symbols not open in winter

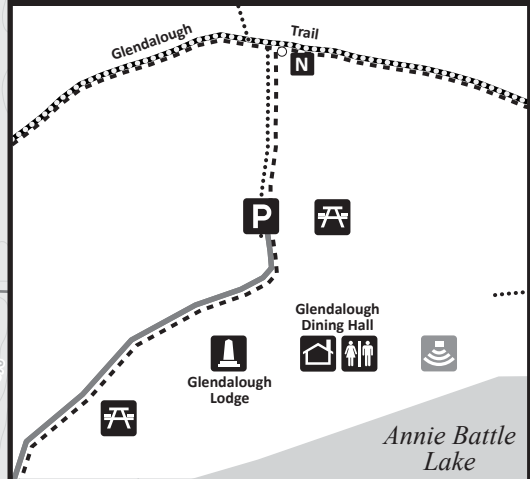
- | | | |
|----------------|----------------------|--------------------|
| Ranger Station | Amphitheater | Equipment Rentals |
| Trail Center | Campfire Ring | Fish Cleaning Area |
| Lodge/Hall | Wildlife Observation | Restroom |
| Parking | Overlook | Restroom/Shower |
| Information | Cart-in Campground | Toilet |
| Historic Site | Camper Cabin | Drinking Water |
| Picnic Area | Group Camp | Firewood |
| | Watercraft Campsite | Dumpster |
| | Yurt | Sledding Hill |
| | Trailer Access | |
| | Carry-in Access | |
| | Swimming Beach | |
| | Fishing Pier | |
| | Dock | |



CART-IN CAMPGROUND



LODGE AREA



YURT/WATERCRAFT CAMPSITE AREA

